OECD
BETTER POLICIES FOR BETTER LIVES

Government at a Glance 2015

www.oecd.org/gov/govataglance.htm

Country Fact Sheet

Germany

The share of women in German politics is above OECD average and is increasing, but still below parity

The share of women parliamentarians in the German parliament (Bundestag) has increased by 3.6 percentage points since the 2009 election, reaching 36.5%. This is above the OECD average of 27.9%, but still some way from parity. However, this has been achieved without the application of gender quotas. The ratio of female ministers to all ministers is 33.3%, above the OECD average of 29.3%, but remains below levels seen in other OECD countries such as Sweden, Finland and France which have gender parity in ministers.

Chapter 3: Public employment and compensation

Share of women parliamentarians and legislated gender quotas

Share of women ministers

While many Germans obtain public sector information online, online transactions with public authorities by citizens and businesses is below the OECD average

In 2014, 52% of individuals used the Internet to obtain information from government, compared to 48.6% across the OECD. However, only 16% use it for sending filled forms compared to the OECD average of 32.8%. Across the OECD, businesses make greater use of digital government, but 2013 data shows that Germany still lags behind in this domain: 66.1% of businesses obtain public sector information over the Internet, compared to the OECD average of 83%; while 61.1% use it to sending filled forms, compared to 77.9% across the OECD.

Chapter 10: Digital government

Individuals using the Internet to interact with public authorities by type of activity

Businesses using the Internet to interact with public authorities by type of activity

Satisfaction with the health care system is high and confidence in the judicial system has increased

In an OECD wide comparison, German citizens are particularly satisfied with their health care system. 85% express satisfaction, compared to a 71% OECD average, though satisfaction has slightly declined in Germany since 2007, from 87% to 85%. In terms of confidence in the judicial system, Germany has experienced a significant increase from 51% of citizens expressing confidence in the judicial system in 2007, to 67 % 2014, and ranks now among the top 10 in this area. This also compares well to the OECD average of 54% confidence in 2014. Public satisfaction with quality and equity of the education system has also improved from 60% in 2007, to 66% in 2014, slightly below the 66.8% OECD average.

Chapter 12: Serving Citizens

Citizens' satisfaction with the health care system

Citizens' confidence with the judicial system

Citizens' satisfaction with the education system

How to read the figures:

Germany — Country value in **blue** (not represented if not available)

Average of OECD countries in **green**

Range of OECD country values in **grey**

Values have been rounded. **n.a.** refers to data not available

GOVERNMENT INPUTS: FINANCIAL AND HUMAN RESOURCES

Public Finance & Economics | Public Employment & Compensation

Public Finance and Economics

Government revenues (2013, 2014)

% of GDP

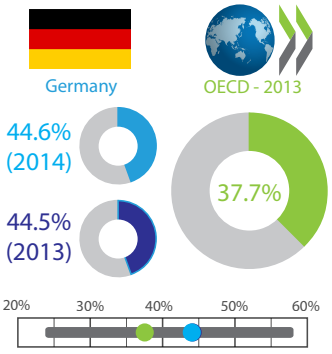

Source: OECD National Accounts

Government expenditures (2013, 2014)

% of GDP

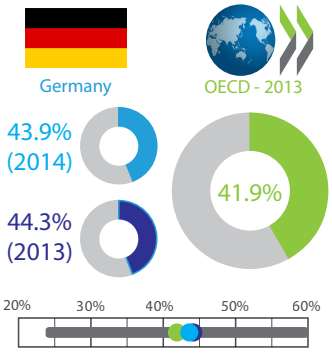

Source: OECD National Accounts

Public investment (2013, 2014)

% of of total govt. expenditures

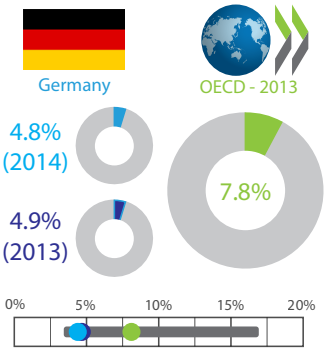

Source: OECD National Accounts

Government gross debt * (2013, 2014)

% of GDP

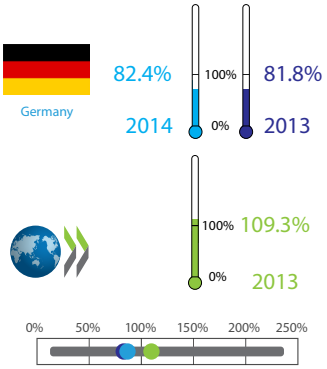

Source: OECD/Eurostat National Accounts
** SNA definition, see Notes*

Fiscal balance * (2013, 2014)

% of GDP

Source: OECD National Accounts. ** See Notes*

Public Employment and Compensation

Public sector employment as % of total employment (2013)

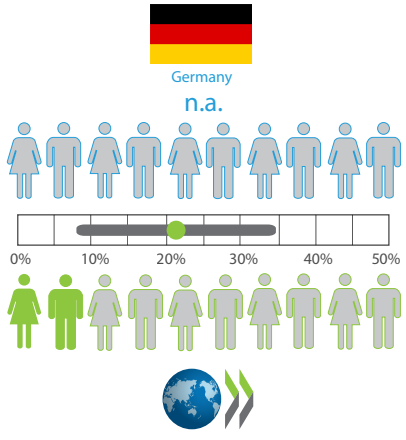

Source: International Labour Organization (database)

Public sector employment filled by women (2013)

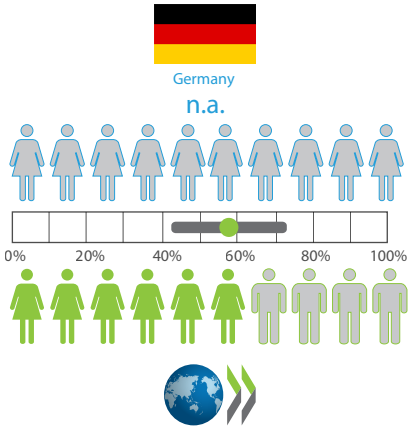

Source: International Labour Organization (database)

Share of women ministers (2015)

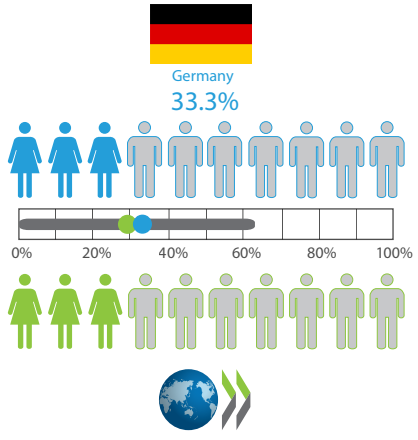

Source: Inter-Parliamentary Union Parline Database

GOVERNMENT PROCESSES

Institutions | Regulatory Governance | Public Procurement | Public Sector Integrity | Digital Government

Institutions

Level of influence of the Centre of Government over line ministries (2013)

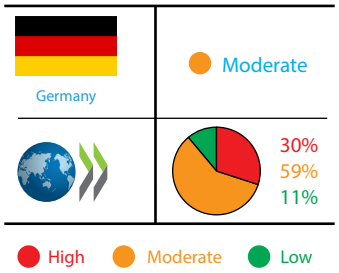

Source: OECD 2013 Survey on Centre of Government

Regulatory Governance

Stakeholder engagement and consultation (2014)

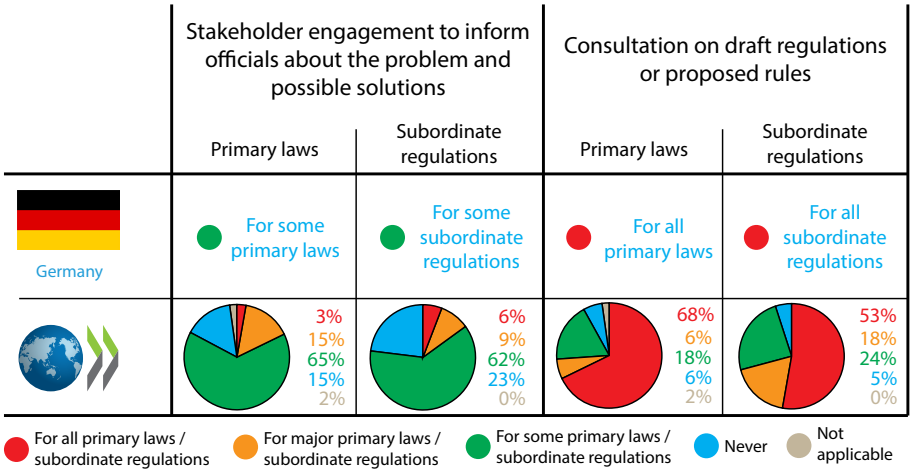

Source: OECD Regulatory Policy Outlook (forthcoming)

Public Procurement

Procurement expenditure (2013)

% of government expenditures

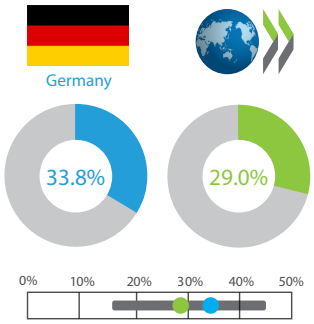

Source: OECD National Accounts

Strategic public procurement - Objectives (2014)

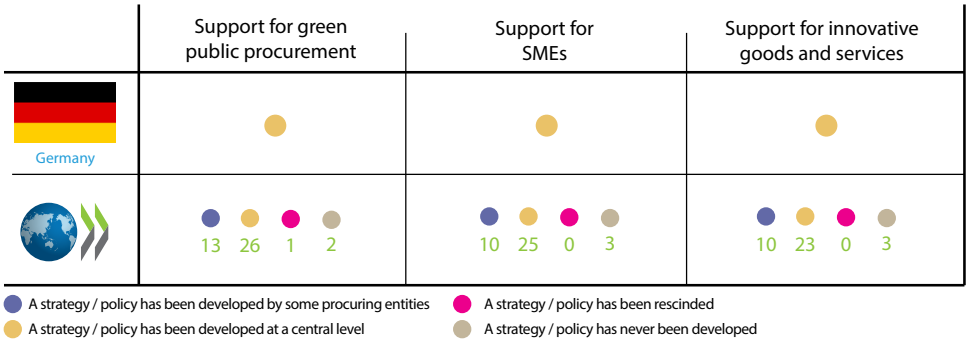

Source: 2014 OECD Survey on Public Procurement

Digital Gov.

OURdata Index: Open, Useful, Reusable Government Data (2014)

Composite index from 0 lowest to 1 highest

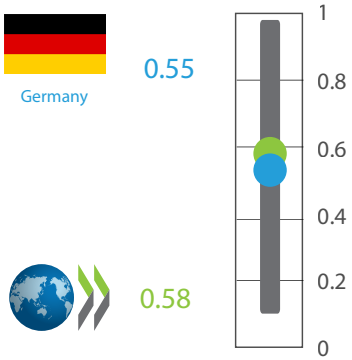

Source: 2014 OECD Survey on Open Government Data

Public Sector Integrity

Level of disclosure of private interests across branches of government (2014)

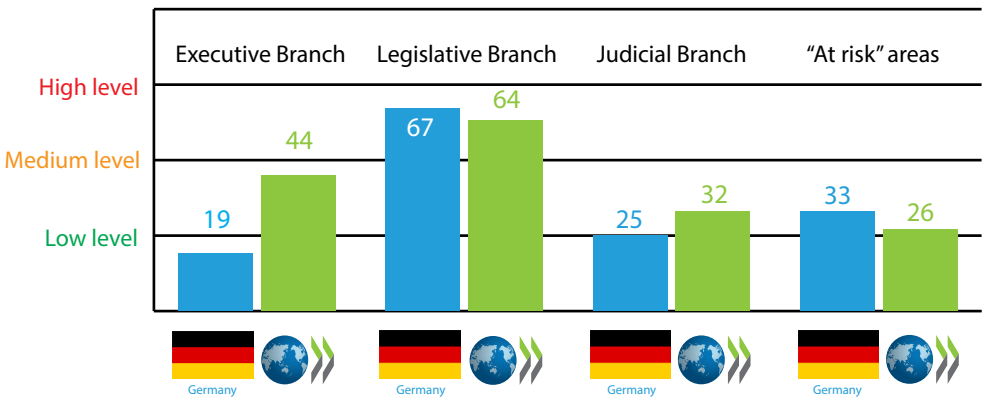

Source: 2014 OECD Survey on Managing Conflict of Interest in the Executive Branch and Whistleblower Protection

GOVERNMENT OUTPUTS AND OUTCOMES

Core Government Results and Service Delivery

Satisfaction and confidence across public services (2014)

% of citizens expressing confidence/satisfaction

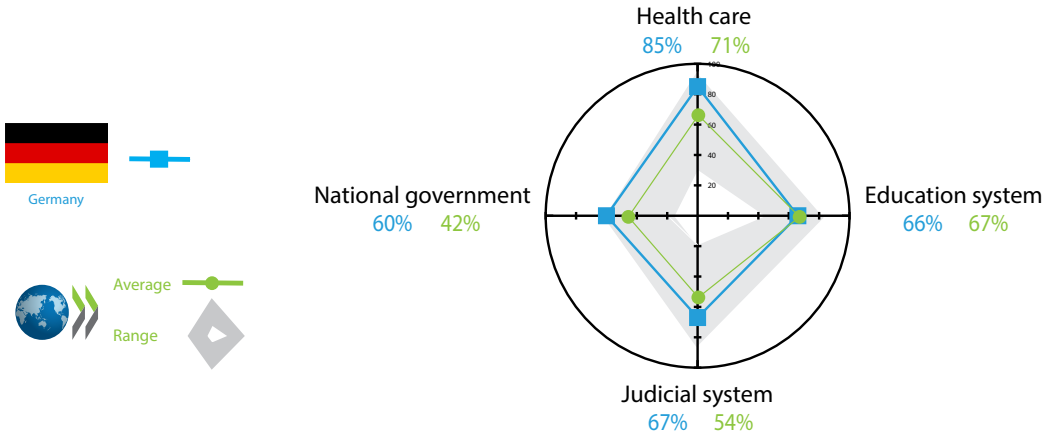

Source: Gallup World Poll

Access to healthcare (2012)

Out of pocket expenditure as a % of final household consumption

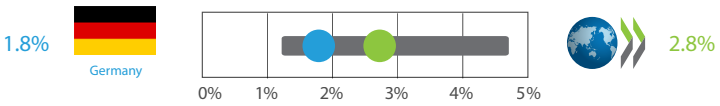

Source: OECD Health Statistics 2014

Equity in learning outcomes (2012)

PISA mathematics score variance by socio economic background

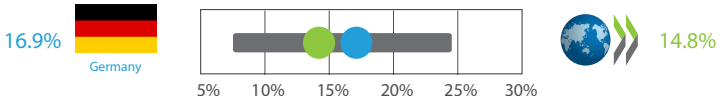

Source: OECD, PISA 2012 results: Excellence through equity, 2013

Changes in household disposable income, by income group (2007-2011)

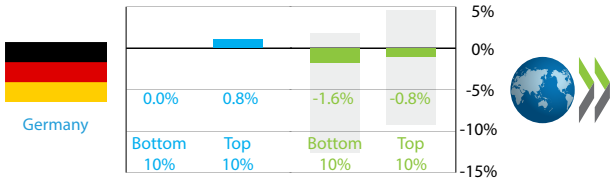

Source: OECD Income Distribution Database

Limited government powers (2014)

Source: The World Justice Project

Notes

- **Fiscal balance** as reported in the System of National Accounts (SNA) framework, also referred to as net lending (+) or net borrowing (-) of government, is calculated as total government revenues minus total government expenditures.
- **Structural fiscal balance**, or underlying balance, represents the fiscal balance adjusted for the state of the economic cycle (as measured by the output gap which resulted as the difference between actual and potential GDP) and one-off fiscal operations.
- **Government gross debt** is reported according to the SNA definition, which differs from the definition applied under the Maastricht Treaty. It is defined as all liabilities that require payment or payments of interest or principal by the debtor to the creditor at a date or dates in the future. All debt instruments are liabilities, but some liabilities such as shares, equity and financial derivatives are not debt.

Government at a Glance 2015

With a focus on public administration, OECD Government at a Glance 2015 provides readers with a dashboard of key indicators assembled with the goal of contributing to the analysis and international comparison of public sector performance across OECD countries. Indicators on public finances and employment are provided alongside composite indexes summarising aspects of public management policies, and indicators on services to citizens in health care, education, and justice. Government at a Glance 2015 also includes indicators on key governance and public management issues, such as regulatory management, budgeting practices and procedures, public sector integrity, public procurement and core government results in terms of trust in institutions, income redistribution and efficiency and cost-effectiveness of governments.



The Excel spreadsheets used to create the tables and figures in Government at a Glance 2015 are available via the StatLinks provided throughout the publication:
http://dx.doi.org/10.1787/gov_glance-2015-en

For more information on the data (including full methodology and figure notes) and to consult all other Country Fact Sheets: www.oecd.org/gov/govataglance.htm